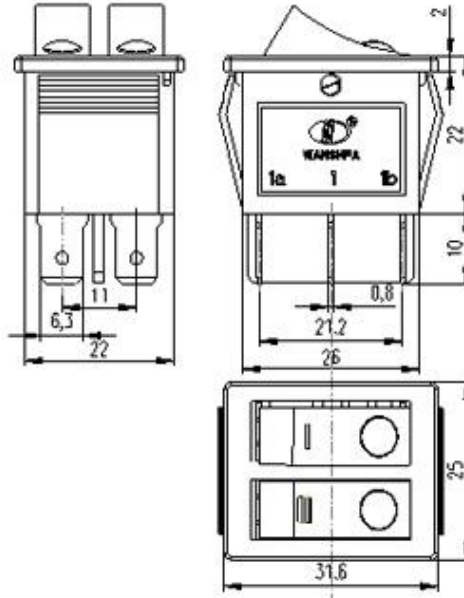
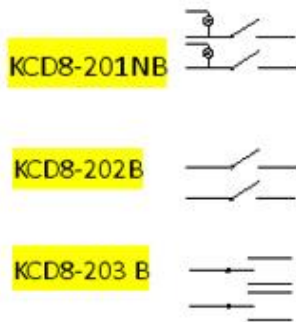
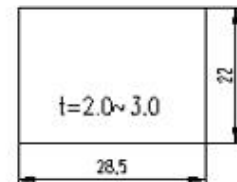




Schematic diagram-



size of Installing hole



Rated Voltage : 250V

Rating : 15/30A250V

Contact Resistance : $\leq 50m\Omega$

Insulation Resistance : $\geq 100M\Omega$

Withstand Voltage : 1500VAC

Switching Life: 10000cycles