

AC-Capacitors, Suppression Capacitors Class Y2 AC 250V (MKT)

LEAD LENGTH X (mm)	ORDERING CODE**
4 ⁻¹	F1710-...-1004
6 ⁻¹	F1710-...-1000
15 ⁻¹	F1710-...-1015
30 ⁻¹	F1710-...-1030

TECHNICAL DATA:

See page 71 (Document Number 26525)

LEADS:

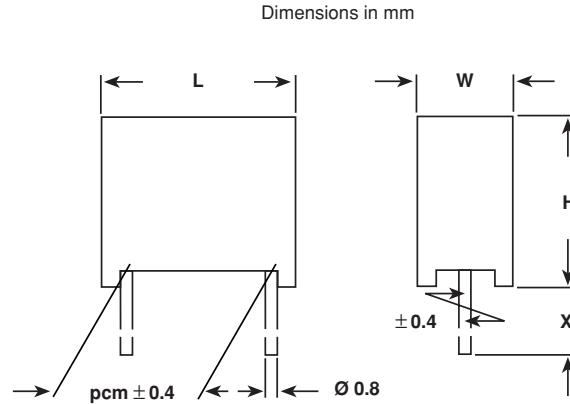
Radial tinned copper wire

RATED VOLTAGE:

AC 250V, 50/60Hz

COATING:

Plastic case, epoxy resin sealed, flame retardant,
UL-class 94V-0



CAPACITANCE	TOL. (%)	PITCH (mm)	BOX NO	DIMENSIONS W x H x L (mm) (+ 0.2/- 0.4mm)	WEIGHT (LEAD LENGTH ≤ 6 ⁻¹ mm) (g)	QUANTITY PACKAGE (LEAD LENGTH ≤ 6 ⁻¹ mm) (pcs)	ORDERING CODE**
1000 pFY2	± 20	15	05	5.3 x 10.3 x 17.8	1.4	750	F1710-210-10 ..
1200 pFY2	± 20	15	05	5.3 x 10.3 x 17.8	1.4	750	F1710-212-10 ..
1500 pFY2	± 20	15	05	5.3 x 10.3 x 17.8	1.4	750	F1710-215-10 ..
1800 pFY2	± 20	15	05	5.3 x 10.3 x 17.8	1.4	750	F1710-218-10 ..
2200 pFY2	± 20	15	05	5.3 x 10.3 x 17.8	1.4	750	F1710-222-10 ..
2700 pFY2	± 20	15	05	5.3 x 10.3 x 17.8	1.4	750	F1710-227-10 ..
3300 pFY2	± 20	15	05	5.3 x 10.3 x 17.8	1.4	750	F1710-233-10 ..
3900 pFY2	± 20	15	05	5.3 x 10.3 x 17.8	1.4	750	F1710-239-10 ..
4700 pFY2	± 20	15	05	5.3 x 10.3 x 17.8	1.4	750	F1710-247-10 ..
5600 pFY2	± 20	15	05	5.3 x 10.3 x 17.8	1.4	750	F1710-256-10 ..
6800 pFY2	± 20	15	05	5.3 x 10.3 x 17.8	1.4	750	F1710-268-10 ..
8200 pFY2	± 20	15	06	6.3 x 12.3 x 17.8	2.0	500	F1710-282-10 ..
0.01 μFY2	± 20	15	06	6.3 x 12.3 x 17.8	2.0	500	F1710-310-10 ..
0.012 μFY2	± 20	15	07	7.3 x 13.3 x 17.8	2.4	450	F1710-312-10 ..
0.015 μFY2	± 20	15	07	7.3 x 13.3 x 17.8	2.4	450	F1710-315-10 ..
0.018 μFY2	± 20	15	28	8.3 x 17.3 x 17.8	3.4	300	F1710-318-10 ..
0.022 μFY2	± 20	15	28	8.3 x 17.3 x 17.8	3.4	300	F1710-322-10 ..
0.027 μFY2	± 20	22.5	09	6.3 x 14.3 x 26.3	3.5	260	F1710-327-10 ..
0.033 μFY2	± 20	22.5	09	6.3 x 14.3 x 26.3	3.5	260	F1710-333-10 ..
0.039 μFY2	± 20	22.5	11	7.3 x 15.3 x 26.3	3.9	235	F1710-339-10 ..
0.047 μFY2	± 20	22.5	12	8.3 x 16.3 x 26.3	4.8	200	F1710-347-10 ..
0.056 μFY2	± 20	22.5	13	10.3 x 18.3 x 26.3	6.6	170	F1710-356-10 ..
0.068 μFY2	± 20	22.5	13	10.3 x 18.3 x 26.3	6.6	170	F1710-368-10 ..
0.082 μFY2	± 20	27.5	14	11.0 x 20.3 x 31.3	9.4	125	F1710-382-10 ..
0.1 μFY2	± 20	27.5	14	11.0 x 20.3 x 31.3	9.4	125	F1710-410-10 ..

Preferred values in bold print.

* Further information about packaging quantities with different lead length and/or taped versions

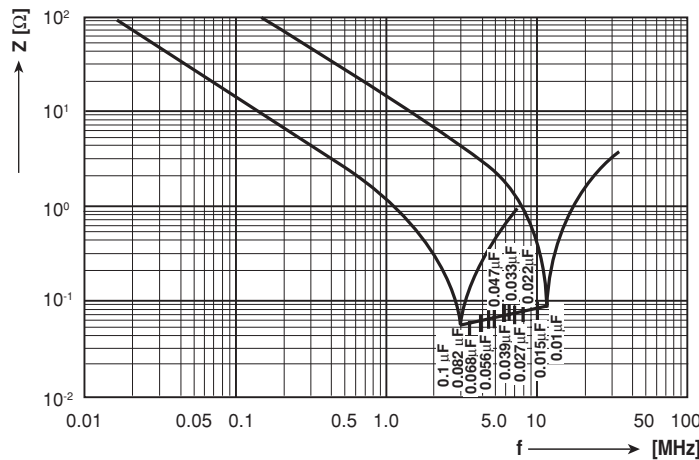
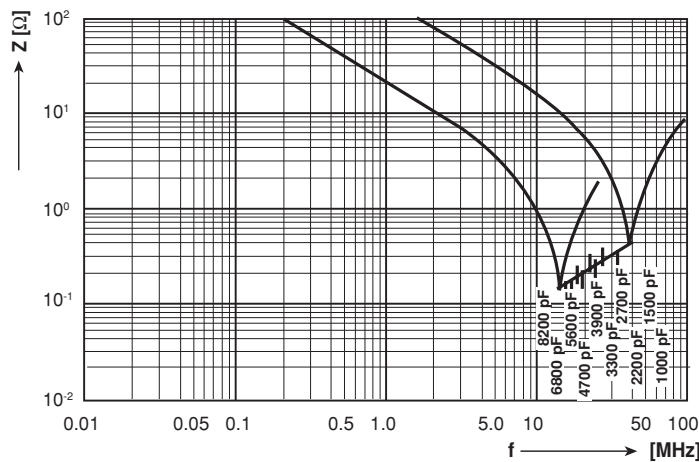
See page 16 (Document No 27608 Packaging Quantities). Use Box No. as reference

** These capacitors can be delivered on continuous tape and reel see page 14/15 (Document Number 26535)

The ordering code is then: F1710 - . . . -1900 at H = 16mm, F1710 - . . . -1901 at H = 18.5mm.

APPROVALS

COUNTRY	SPECIFICATION	ELECTRICAL VALUES	APPROVAL REFERENCE	APPROVAL MARK
U.S.A (for AC 250V)	UL 1283 UL 1414	1000pFY - 0.1μFY 1000pFY - 0.1μFY	E 76297 E 100682	
Canada (for AC 250V)	C 22.2 No. 1-M 1994	1000pFY - 0.1μFY	LR 64546-7	
CB TEST-CERTIFICATE (for AC 250V)		1000pFY2 - 0.1μFY2	DE 1-8223	
Germany	EN 132 400, 1999 IEC 60384-14, 2nd edition, 1995	1000pFY2 - 0.1μFY2	94613	
This approval mark together with the CB-Certificate replace all national approval marks of the following countries (they have already signed the CB-Agreement):				
Austria	Belgium	Denmark	Finland	Sweden
France	Germany	Ireland	Italy	Switzerland
Netherlands	Israel	Portugal	Spain	Great Britain
Japan	Norway	China	Poland	Czech. Republic
Singapore	Rep. of Korea	Hungary	Iceland	Slovenia



Impedance (Z) as a function of frequency (f)
 at $T_a = 20^\circ\text{C}$ (average).
 Measurement with lead length 6mm.